

SPEECH TOOLS: LIGHT CONTACT


The speech tool "Light Contact" refers to gently and lightly touching parts of your mouth together while making sounds. It is important that we identify and learn the different parts of our mouth and what parts touch to make specific sounds.

Parts of the Mouth:

Lips



Tongue



Teeth



Alveolar Ridge



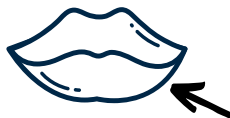
Hard part **behind** top teeth

Parts of the Mouth and Sounds:



1. Lips="B", "M", "P"



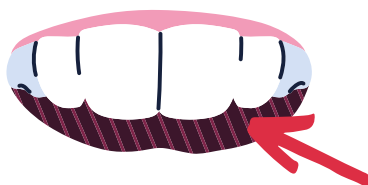
2. Top Teeth+Lower Lip= "F", "V"



3. Tongue Tip+Alveolar Ridge="D", "T", "N"



4. Back of Tongue+Alveolar Ridge="L"



Practice using "Light Contact" to produce the following word lists.
Then practice using the words in sentences.

1. Lips "B", "M", "P"

Baby	Monday	Paper
Book	Mommy	Pear
Ball	Mom	Pencil
Bob	Mamma	Pepper
Boy	Moon	Peep

2. Top Teeth+Lower Lip "F","V"

Far	Very
Fair	Violin
Faith	Valentine
Full	Valet
Fish	Video

3. Tongue Tip+Alv Rid D,T,N

Day	Today	Nice
Dad	Tatertot	Noon
Dawn	To	Never
Dog	Toy	No
Duck	Tomato	Nap

4. Back of Tongue+Alveolar Ridge "L"

Look
Lemon
Lollipop
Lake
Light